

### Our priorities for 2018/19

The Council has set four priorities it wants to achieve for our residents and businesses. These are:

#### Priorities

#### What this means for residents and businesses

##### Driving sustainable economic growth

- Employment and productivity rates are high throughout the county.
- Individuals, communities and business thrive in East Sussex with the environment and infrastructure to meet their needs.
- The workforce has and maintains the skills needed for good quality employment.
- All children progress well from early years to school leaver and into education, training and employment.

##### Keeping vulnerable people safe

- All vulnerable people in East Sussex are known to relevant local agencies and services are delivered together to meet their needs.
- People feel safe at home.
- People feel safe with support services.

##### Helping people help themselves

- Commissioners and providers from all sectors put people first when providing services and information to help them meet their needs.
- The most vulnerable adults get the support they need to maintain their independence and this is provided at or close to home.
- Individuals and communities are supported and encouraged to be responsible, help others and make the most of community capacity and assets.

##### Making best use of resources

- Applying strategic commissioning to ensure resources are directed to meet local need.
- Working as One Council, both through the processes we use and how we work across services.
- Working in partnership to ensure that all publicly available resources are used to deliver maximum benefits to local people.
- Ensuring we achieve value for money in the services we commission and provide.
- Maximising the funding available through bidding for funding and lobbying for the best deal for East Sussex.

### Our approach for the year ahead

The budget for 2018/19 includes raising council tax by 5.99%, which for a Band D property is an increase of £1.51 per week. The increase includes 2.99% to help minimise reductions across all service areas and 3% to help meet the social care needs of our ageing population (for 2018/19, the Secretary of State for Housing, Communities and Local Government is allowing councils with adult social care responsibilities to increase council tax by up to 3% a year for these services subject to a maximum of 6% across the three year period 2017/18 to 2019/20). In 2018/19 this extra 3% will raise £7.8m to help provide adult social care services in East Sussex. (See 'What is the Adult Social Care Precept'.)

In a difficult financial climate, East Sussex County Council has to make savings of around £17.1m in

the new financial year from April; based on current projections, savings of around £47.3m will be required for 2018/19 to 2020/21.

Gross spending in 2018/19 will be £790.9m, with over two-thirds going to Children's Services and Adult Social Care – which support the county's most vulnerable residents who need particular care and support. This includes older people, people with mental health issues and learning disabilities and children and families. The budget also provides services everyone may use, such as roads, libraries, community services and environmental services.

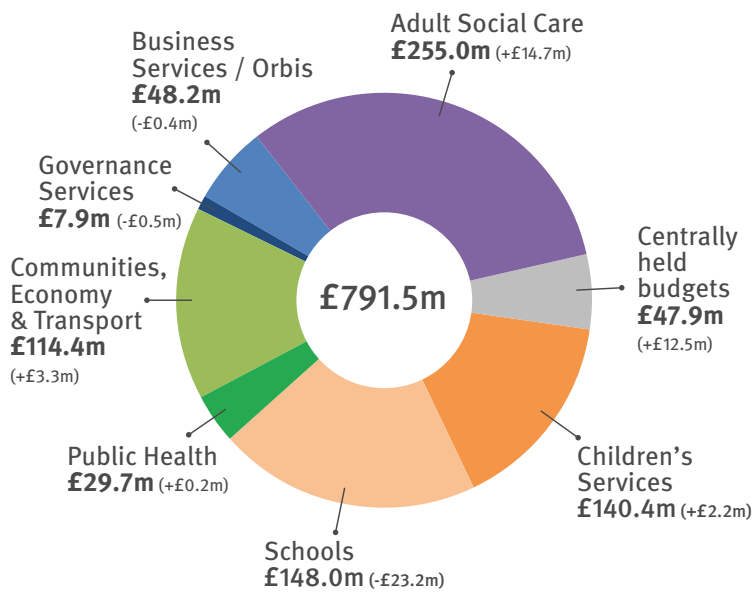
We are also using our capital programme of £444m for 2017-2023 to provide essential services and provide long-term improvements that will deliver our priorities to support the needs of residents.

## Services provided

2018/19

### How we will spend your money

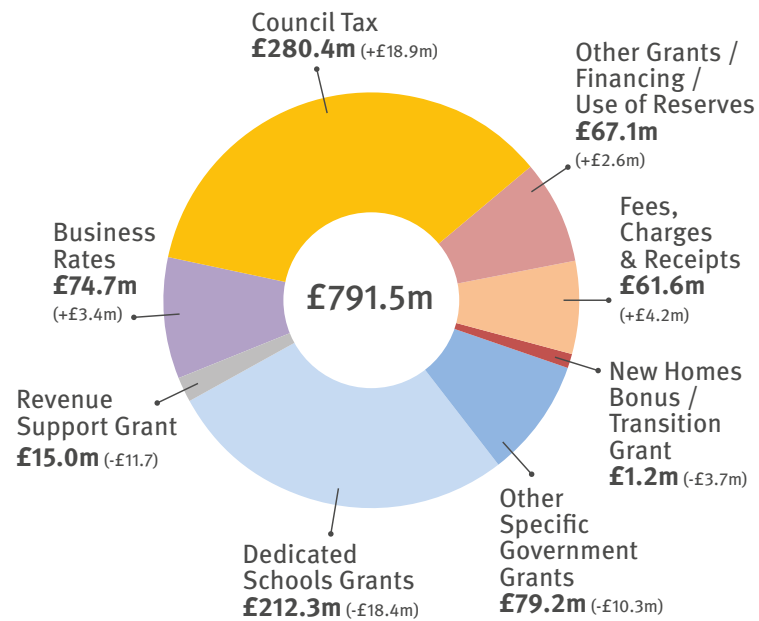
(Difference from 2017/18 shown in brackets)



2018/19

### Where the money comes from

(Difference from 2017/18 shown in brackets)



## Capital Programme 2018/19

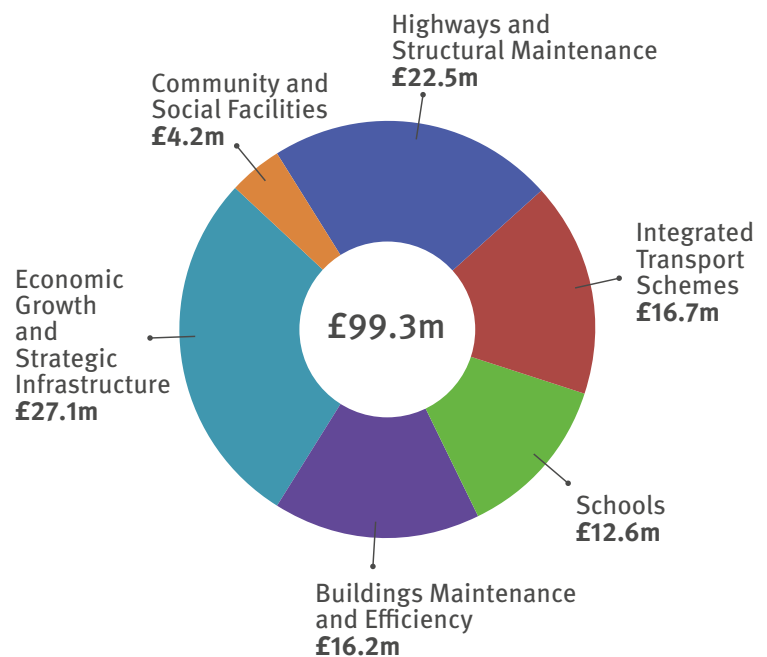
As well as providing services, the Council invests in assets such as roads and buildings. The capital programme sets out the Council's investment plans to support the delivery of the priority outcomes. In 2018/19 gross spend will be £99.3m and includes schemes to support economic growth, provide enough school places, improve roads, social care facilities and libraries; as well as investments to make our buildings more efficient and cheaper to run in the long-term.

You can find out more about the work we will be doing over the next three years in our Council Plan, which will be published on our website by 1 April, along with full details of our budget for the year ahead.

Go to [eastsussex.gov.uk/councilplan](http://eastsussex.gov.uk/councilplan) and [eastsussex.gov.uk/finance](http://eastsussex.gov.uk/finance).

2018/19

### Capital expenditure



## Charges per Council Tax Band

Band	Property value (April 1991)	County Council Charge 2018/19
A	Up to £40,000	£928.74
B	£40,000 to £52,000	£1,083.53
C	£52,000 to £68,000	£1,238.32
D	£68,000 to £88,000	£1,393.11
E	£88,000 to £120,000	£1,702.69
F	£120,000 to £160,000	£2,012.27
G	£160,000 to £320,000	£2,321.85
H	Over £320,000	£2,786.22

The council tax you pay is based on the value of your house in 1991. If you have any questions about your banding please contact the Valuation Office Agency at Westmoreland House, Strand Parade, Goring by Sea, BN12 6EA or phone 03000 501501.

## What is the Adult Social Care Precept?

The Secretary of State for Housing, Communities and Local Government has made an offer to adult social care authorities. (“Adult social care authorities” are local authorities which have functions under Part 1 of the Care Act 2014, namely county councils in England, district councils for an area in England for which there is no county council, London borough councils, the Common Council of the City of London and the Council of the Isles of Scilly.)

The offer is the option of an adult social care authority being able to charge an additional “Precept” on its council tax for financial years from the financial year beginning in 2016 without holding a referendum, to assist the authority in meeting expenditure on adult social care. Subject to the annual approval of the House of Commons, the Secretary of State intends to offer the option of charging this “Precept” at an appropriate level in each financial year up to and including the financial year 2019-20. <sup>1</sup>

<sup>1</sup> Wording as prescribed by The Council Tax (Demand Notices) (England) (Amendment) Regulations 2017.

## How is the Adult Social Care Precept calculated?

The table below summarises how information is presented on the 2018/19 council tax bills. The amount for the Adult Social Care Precept combines the amounts charged in 2016/17, 2017/18 and 2018/19. Based on current Government regulations, the Council has increased the Adult Social Care Precept by the maximum amount allowed for the period 2016/17 to 2019/20; there will therefore be no further increase in the Adult Social Care Precept for 2019/20.

### Information provided on 2018/19 Council Tax bills

This is in a format determined by the Government. The Adult Social Care Precept increases (based on a Band D property) are:

2016/17	£24.02
2017/18	£37.53
2018/19	£39.43
<b>Total</b>	<b>£100.98</b>

Band	A	B	C	D	E	F	G	H
General expenditure	£861.42	£1,004.99	£1,148.56	£1,292.13	£1,579.27	£1,866.41	£2,153.55	£2,584.26
Adult Social care Precept increase 2016/17 to 2018/19	£67.32	£78.54	£89.76	£100.98	£123.42	£145.86	£168.30	£201.96
<b>2018/19 Council Tax</b>	<b>£928.74</b>	<b>£1,083.53</b>	<b>£1,238.32</b>	<b>£1,393.11</b>	<b>£1,702.69</b>	<b>£2,012.27</b>	<b>£2,321.85</b>	<b>£2,786.22</b>

The increases for general East Sussex County Council expenditure and the Adult Social Care Precept for each council tax band are shown below:

Band	A	B	C	D	E	F	G	H
<b>2015/16 Council Tax</b>	<b>£802.62</b>	<b>£936.39</b>	<b>£1,070.16</b>	<b>1,203.93</b>	<b>£1,471.47</b>	<b>£1,739.01</b>	<b>£2,006.55</b>	<b>£2407.86</b>
General Expenditure Increase @ 1.99%	£15.97	£18.63	£21.29	£23.95	£29.27	£34.59	£39.92	£47.90
Adult Social Care Precept increase @ 2%	£16.01	£18.68	£21.35	£24.02	£29.36	£34.70	£40.03	£48.04
<b>2016/17 Council Tax</b>	<b>£834.60</b>	<b>£973.70</b>	<b>£1,112.80</b>	<b>£1,251.90</b>	<b>£1,530.10</b>	<b>£1,808.30</b>	<b>£2,086.50</b>	<b>£2,503.80</b>
General Expenditure Increase @ 1.99%	£16.62	£19.39	£22.16	£24.93	£30.47	£36.01	£41.55	£49.86
Adult Social Care Precept increase @ 3%	£25.02	£29.19	£33.36	£37.53	£45.87	£54.21	£62.55	£75.06
<b>2017/18 Council Tax</b>	<b>£876.24</b>	<b>£1,022.28</b>	<b>£1,168.32</b>	<b>£1,314.36</b>	<b>£1,606.44</b>	<b>£1,898.52</b>	<b>£2,190.60</b>	<b>£2,628.72</b>
General Expenditure Increase @ 2.99%	£26.21	£30.58	£34.95	£39.32	£48.06	£56.80	£65.53	£78.64
Adult Social Care Precept increase @ 3%	£26.29	£30.67	£35.05	£39.43	£48.19	£56.95	£65.72	£78.86
<b>2018/19 Council Tax</b>	<b>£928.74</b>	<b>£1,083.53</b>	<b>£1,238.32</b>	<b>£1,393.11</b>	<b>£1,702.69</b>	<b>£2,012.27</b>	<b>£2,321.85</b>	<b>£2,786.22</b>
Adult Social Care Precept increase 2016/17 to 2018/19	£67.32	£78.54	£89.76	£100.98	£123.42	£145.86	£168.30	£201.96